



# ECCOFENCE KIT®





## CONTENTS

Who is ECCO?	3
Why choose an ECCOfence KIT®?	4
Dimensions	5
Technical diagram of the KIT®	5
Areas of application	6
Installation instructions	7
Installation video	8
Matching bags	8
Stone options	9
Maintenance	10
Optional accessories	10
Specifications	11
Frequently asked questions	13



## WHO IS ECCO?

### MISSION

ECCO is a *manufacturer and product developer* of innovative and user-friendly products with a *high level of added value* for the private and public sectors. Ecco's objective is to be a leading *trendsetter* at *European level*.

### VISION

Ecco is constantly *analysing the market* and making advances in the development of *intelligent products*. We maintain control of the *entire production process*, from initial development to final sales, which allows us to set out our own *stringent quality controls*.

The distribution of our products is carried out by a *carefully selected network of dealers and importers* who market our products *throughout Europe*. This commercial network is supported by strong and innovative marketing tools.

#### GRAVEL®



GRAVEL STABILISATION  
the robust gravel panel

#### FENCE®



GABION BASKETS  
pre-filled or supplied  
separately

#### SEDUM®



GREEN ROOFING  
cultivated sedum tiles

#### LIGHTING



GARDEN LIGHTING  
atmospheric LED lighting



## WHY CHOOSE AN ECCOFENCE KIT®?



EASE OF USE



ELEGANT DESIGN



STAYS CLEAN THANKS TO FLOATING INSTALLATION



EASY ADJUSTMENT



FLUSH FITTING

## DIMENSIONS

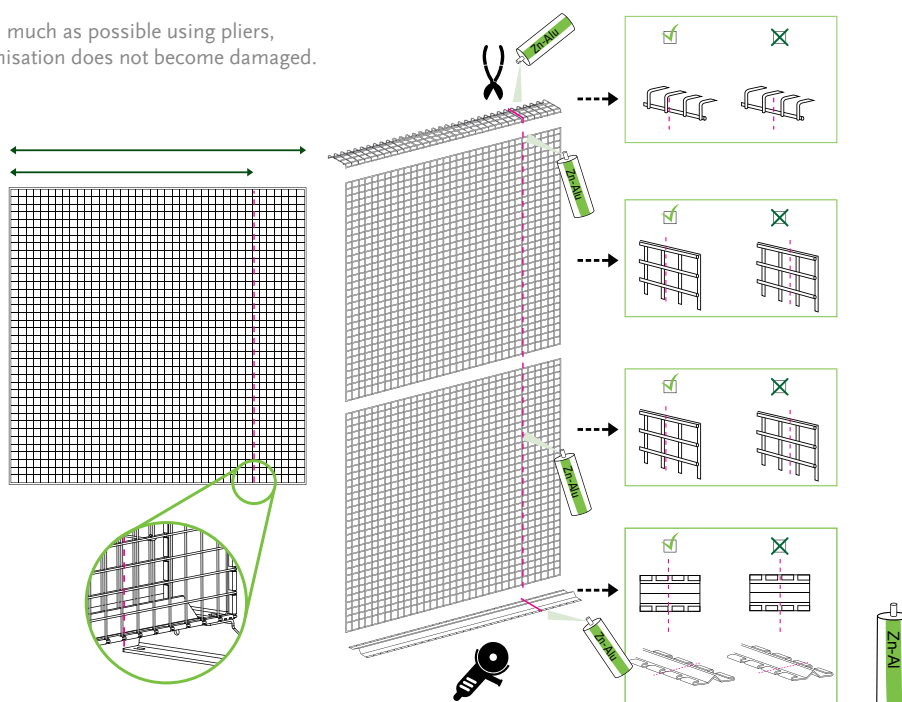


The standard ECCOfence KIT® is 201 cm long and 20 cm wide, and is available in 4 different heights:

1. ECCOfence KIT® 50  
with a total height of 50 cm (including 9 cm floating height)
2. ECCOfence KIT® 100  
with a total height of 100 cm (including 9 cm floating height)
3. ECCOfence KIT® 150  
with a total height of 150 cm (including 9 cm floating height)
4. ECCOfence KIT® 200  
with a total height of 200 cm (including 9 cm floating height)

## TECHNICAL DIAGRAM OF THE KIT®

Adjust lengths as much as possible using pliers, so that the galvanisation does not become damaged.



## AREAS OF APPLICATION



FENCING



TERRACES



PROTECTION OF BUILDINGS



RETAINING WALLS



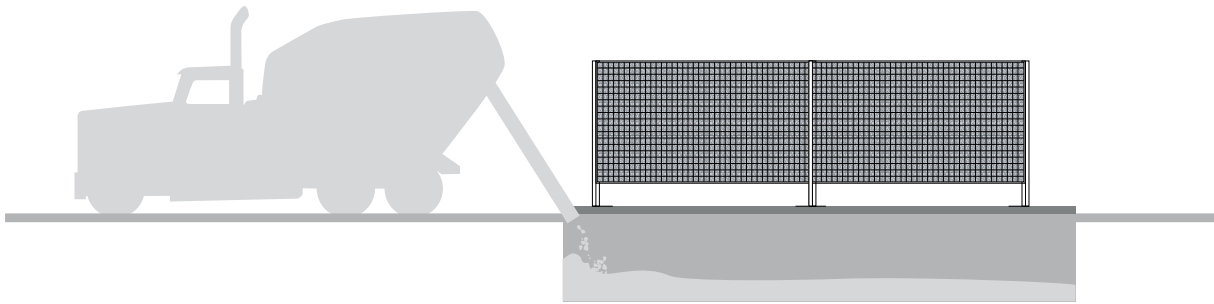
PUBLICITY

# INSTALLATION INSTRUCTIONS

## FOUNDATIONS\*

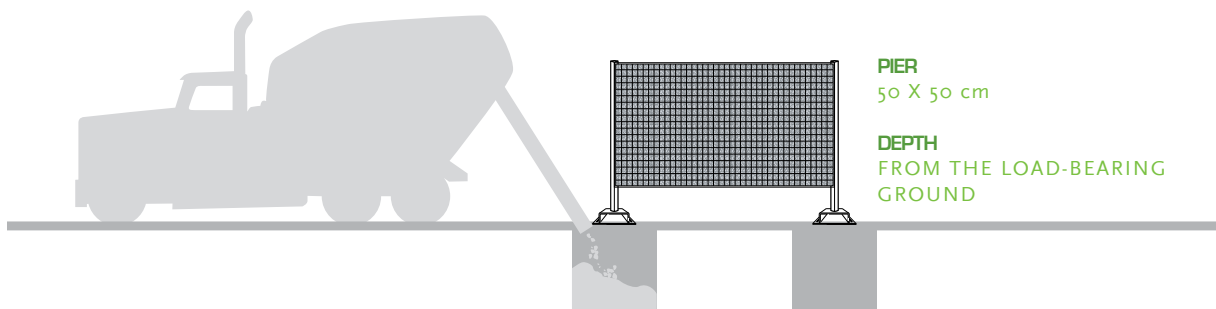
### OPTION 1

Installation is carried out on a concrete strip footing with a width of at least 50 cm (the length of the strip footing is dependent on the length of the wall) and a depth of at least 30 cm (min. 350 kg cement/m<sup>3</sup>). The concrete should be poured directly onto the load-bearing ground.



### OPTION 2

Install on concrete piers that are poured on location. Underneath is a diagram of concrete piers with dimensions.



### OPTION 3


Precast ECCO concrete piers may also be used. The advantage of these precast piers is that they can immediately support loads after being installed, unlike poured concrete. Precast ECCO concrete piers must be placed on load-bearing ground and the sides supported with a stabilising material. The feet are then bolted to the concrete with the supplied bolt anchors. For more info, see the installation video on page 8.



\* Please note that every project is different and that the three options mentioned are merely advisory.



## INSTALLATION VIDEO



Via this link you can see how the ECCOfence® KIT should be installed, or go to [www.eccofence.be/content/eccofence-kit](http://www.eccofence.be/content/eccofence-kit)

## MATCHING BAGS

To make things easier, ECCO has developed special customised bags for the ECCOfence KIT®. For example, in order to fill an ECCOfence KIT 200 a KIT 200 bag is available, the content of which is precisely that needed to fill the gabion basket.






## STONE OPTIONS

CHOICE OF 6 DIFFERENT TYPES OF STONES WITH PERMANENT COLOURS TO FILL YOUR ECCOFENCE KIT®

All stones are available separately. Choose which type of stone you would like to fill your gabion wall with.



1 Bluestone

2 Rouge Royal

3 Carrara

4 Grafado

5 Lava

6 Sillistone

## MAINTENANCE

It is possible that a white film is present on the metal components, this is simply due to the zinc used in the galvanisation process. It has no other consequences.

In order to avoid minor rust formation where the gabion baskets are cut or welded, the areas concerned can be treated with zinc spray.

## OPTIONAL ACCESSORIES



For each different height, a *finishing strip* is also available as an *option*. This accessory is designed to create an end to the KIT wall in a way that allows the stones to be seen.



The design of this option enables corners to be made with the ECCOfence KIT®.

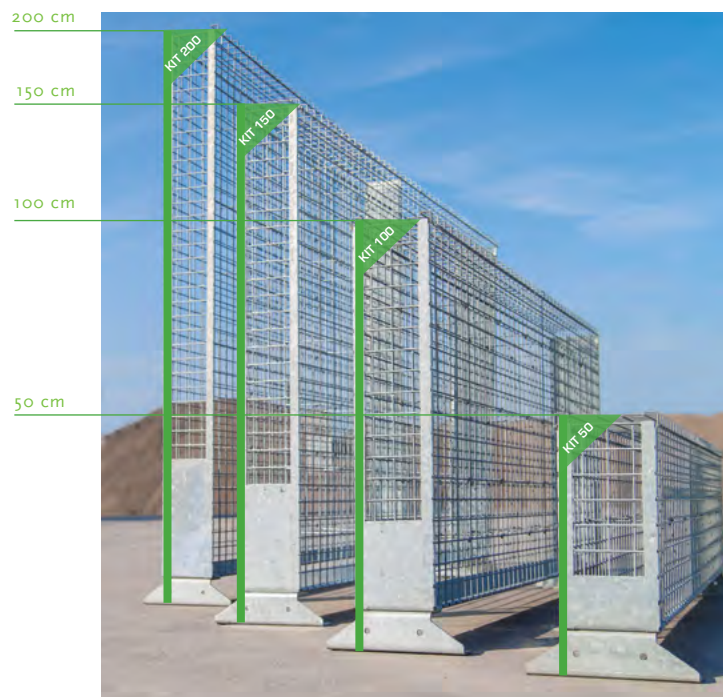


These feet are specially designed to allow the ECCOfence KIT® system to be installed on gradients of up to 5%, for example alongside a sloping drive.


# SPECIFICATIONS

## SPECIFICATION DESCRIPTION


Standard dimensions are 201 cm length and 20 cm depth 4 different heights are available; 50 cm, 100 cm, 150 cm and 200 cm. Lengths can be adapted in 5 cm steps. The standard system includes solid panels on the gabion ends. Underneath is a photo of the 4 gabions with their product names.



- The supporting feet are hot-dip galvanised. The width of the base of the foot is 34 cm, the distance between the centres of the anchor bolts is 29 cm, the total height of the foot is 9.4 cm and the feet are provided with two adjustment points for calibration of the floor plate.




- The floor plate is a Sendzimir-processed 215 gr/m<sup>2</sup> V profile. The length of the floor plate is designed so that the plate automatically determines the distance between two feet and ensures perfectly flush baskets.



FLOOR PLATE

# SPECIFICATIONS

- *The gabion ends* are Sendzimir-processed 215 gr/m<sup>2</sup> toothed panels. They are provided with holes as standard in order to compensate for any sloping surfaces. Panels higher than 1 m are provided with an extra reinforcement profile.



- *The connection hooks* were specially developed so that the baskets are secured both inwardly and outwardly. This prevents the baskets from deforming when they are filled.

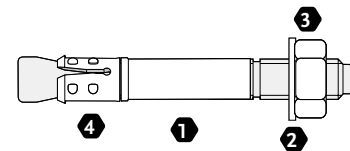


- *The gabion baskets* are treated with a 350 g zinc and aluminium alloy as standard.



- *M12 Anchor bolt*

- ➊ Anchor: Steel Q215 GB/T 701, galvanised  $\geq 5 \mu\text{m}$  ISO 4042 A2] - M12 Stainless steel, grade A4
- ➋ Washer: DIN 125 or DIN 9021, galvanised  $\geq 5 \mu\text{m}$  ISO 4042 A2] DIN 125 or DIN 9021, stainless steel, grade A
- ➌ Bolt: DIN 934, galvanised  $\geq 5 \mu\text{m}$  ISO 4042 A2] DIN 934, stainless steel, grade A4
- ➍ Expansion clip: Steel DC03 EN101239 or SPCD JIS G3141  $\geq 5 \mu\text{m}$  ISO 4042 A2] stainless steel, grade 4





## FREQUENTLY ASKED QUESTIONS

Will the ECCOfence KIT® become soiled?

There is one type of soiling for which we have already provided a solution. Soiling by splashing water. Our solution is the floating design.

Does the ECCOfence KIT® rust?

The ends of gabion baskets which have been cut can develop minor areas of rust.

Is the ECCOfence KIT® suitable for use as a noise barrier?

The ECCOfence KIT® mitigates a minimum of noise in comparison to a standard sealed fence.

Does the ECCOfence KIT® need foundations?

Yes, concrete must be poured on to the load-bearing ground with a width of a least 50 cm.

Can an ECCOfence KIT® fall over?

Extensive tests have shown that the ECCOfence KIT® cannot fall over if it is correctly installed. In one extreme test, a 25 ton bulldozer attempted to push over the ECCOfence KIT®, without success.

Can an ECCOfence KIT® be used as a retaining wall?

Yes, it can be used as a retaining wall up to a height of 1 m.

What is the lifespan of an ECCOfence KIT®?

In normal climate conditions the ECCOfence KIT® will last a lifetime.

Can ECCOfence KIT® walls be piled on top of each other?

No, the current construction does not permit this.

Will weeds grow in the stones?

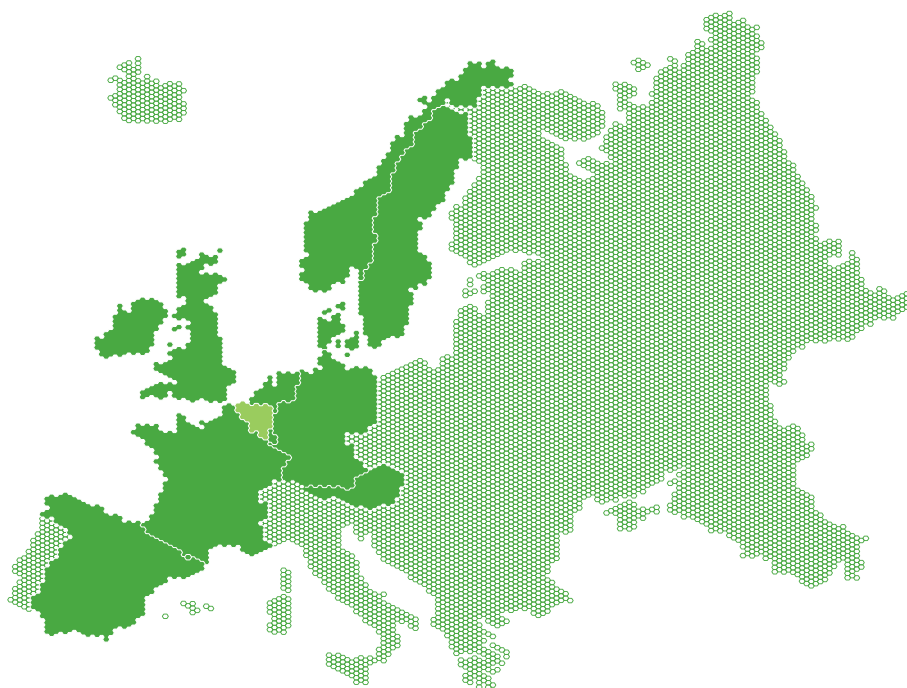
In an environment with normal amounts of dirt, this will not happen.

Does every ECCOfence KIT® need a finishing strip?

No, only at the beginning and end of the wall.



## NETWORK OF DEALERS AND IMPORTERS THROUGHOUT EUROPE



[WWW.ECCOPRODUCTS.EU](http://WWW.ECCOPRODUCTS.EU)  
info@eccoproducts.eu - +32 9 247 00 25